


# Pedestal Desk



## IMPORTANT

Carefully remove all the parts from the carton and place them individually on a soft cloth to prevent scratches or other damage.

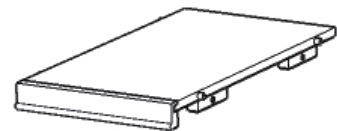
Carefully and strictly follow these assembly instructions to ensure a completed product as designed.

Do not use power tools above 8 volts to assemble.

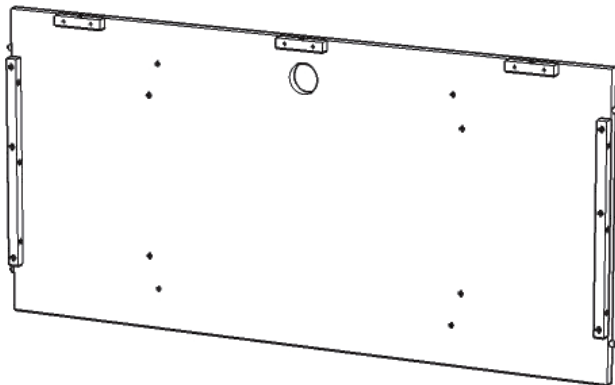
## Part List



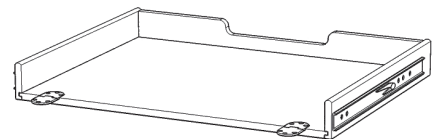
A.  
Top  
1 pc.



I.  
Base  
2 pcs.



F.  
Back Panel  
1 pc.



M.  
Keyboard  
1 pc.



G.  
Front Stretcher  
4 pcs.



H.  
Front Stretcher  
1 pc.



N.  
Keyboard Front  
1 pc.

For assembly see instructions in carton 88 5436 182.